

Bridges Summary Evaluation

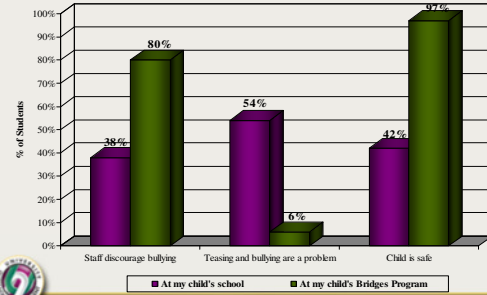
Activity Descriptions

Academic	Arts	Career	Fitness	Life skills	Recreation	Service	Sports	Technology
24%	34%	2%	9%	13%	12%	19%	14%	4%

It is important to note that these activity contents are not mutually exclusive

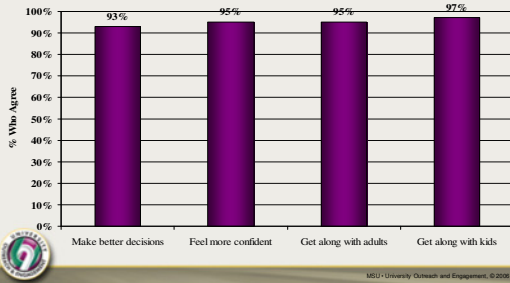
- A total of 125 observations were conducted
- 41 schools were observed, with a mean number of observations per school of 3
- 32 YAC groups were observed, each in a different school

Comparison of Day-School and After-School: Is the Learning Environment Safe?



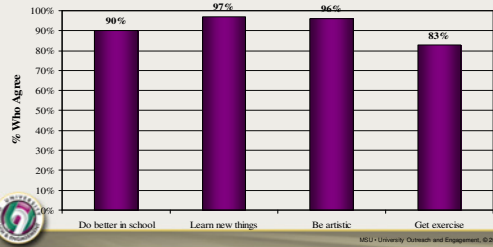
Bridges to the Future: Parent Report of Social Outcomes

Bridges helped my child...

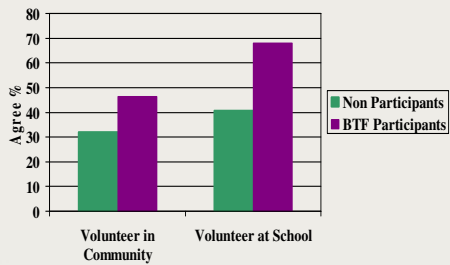


Bridges to the Future: Parent Report of Academic & Skill Outcomes

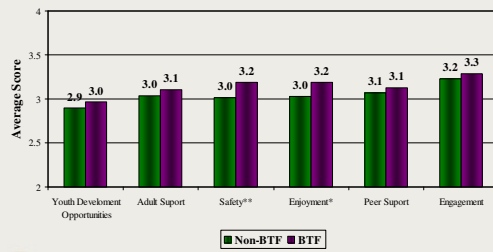
Bridges helped my child...



I volunteer.



Bridges to the Future: Program Quality Mean Difference with Non-Bridges After School Programs



** : <0.05 *** : <0.01 **** : <0.001